

Influence of PbX_2 ($\text{X} = \text{F}, \text{Cl}, \text{Br}$) content and thermal treatment on structure and optical properties of lead borate glasses doped with rare earth ions

JOANNA PISARSKA¹, RADOSŁAW LISIECKI², GRAZYNA DOMINIAK-DZIK²,
WITOLD RYBA-ROMANOWSKI², TOMASZ GORYCZKA³,
ŁUKASZ GROBELNY¹, WOJCIECH A. PISARSKI^{1*}

¹University of Silesia, Institute of Chemistry, Szkolna 9, 40-007 Katowice, Poland

²Institute of Low Temperature and Structure Research, Polish Academy of Sciences,
Okólna 2, 50-422 Wrocław, Poland

³University of Silesia, Institute of Materials Science, Bankowa 12, 40-007 Katowice, Poland

*Corresponding author: Wojciech.Pisarski@us.edu.pl

Oxyhalide lead borate glasses doped with rare earth ions have been studied before and after thermal treatment. The rare earths as optically active ions were limited to the Er^{3+} ions. Near-infrared luminescence due to the main ${}^4I_{13/2} - {}^4I_{15/2}$ laser transition of Er^{3+} was registered. The introduction of PbX_2 to the borate glass results in a reduction of spectral linewidth and an increase of luminescence lifetime of ${}^4I_{13/2}$ state of Er^{3+} ions. The unusual large spectral linewidth for ${}^4I_{13/2} - {}^4I_{15/2}$ transition of Er^{3+} in the oxide glass host was obtained, whereas the luminescence decay from ${}^4I_{13/2}$ state is longer for a sample with PbF_2 than PbCl_2 and PbBr_2 . Heat treatment introduces transformation from a glass to transparent glass-ceramic (TGC). The coordination sphere around Er^{3+} ions is changed, giving important contribution to the luminescence characteristics. The spectroscopic consequence of this transformation is the increase of luminescence lifetime and the narrowing of spectral lines of Er^{3+} .

Keywords: lead borate glasses, rare earth ions, thermal treatment, luminescence, up-conversion.

1. Introduction

B_2O_3 is one of the most important forming oxides from the point view of physics and chemistry of glasses. It was incorporated into the various kinds of glass systems. Glasses containing B_2O_3 usually exhibit very good broadband properties, but their luminescence characteristics are rather not satisfied in comparison to low-phonon heavy metal oxide and fluoride based glasses. Incorporation of PbO and/or PbF_2 to the conventional borate glasses leads to an increase of radiative parameters for Ln^{3+}

ions. From this point of view, Ln-doped borate glasses with relatively high PbO/PbF₂ and low B₂O₃ concentration are of particular interest for optical investigation. They belong to glass systems, which are promising luminescent materials in relation to practical applications as solid-state laser active media, near-infrared tunable lasers, NIR-to-visible up-converters and broadband optical amplifiers.

Several oxide and oxyfluoride lead borate glasses were prepared and extensively studied by GRESSLER and SHELBY [1, 2] and TAWANSI *et al.* [3, 4] twenty years ago. The Ln-doped mixed oxyhalide glasses with B₂O₃ and PbX₂ (where X = Cl, Br) have yet not been examined, to the best of our knowledge. From the literature data it can be gathered that oxyhalide systems such as the undoped alkali haloborate B₂O₃–BaF₂–LiX glasses [5] or erbium-doped heavy metal lead halotellurite PbX₂–TeO₂ glasses [6], where X denotes F, Cl or Br, were successfully prepared and present interesting optical properties.

The present paper is divided into two parts. The first part contains results for erbium-doped borate glasses with PbX₂ content (X = F, Cl, Br). The luminescence spectra at 1.5 μm due to the main ⁴I_{13/2}–⁴I_{15/2} laser transition of Er³⁺ ions and luminescence decay curves from the ⁴I_{13/2} state have been examined.

The second part is concerned with erbium-doped transparent glass-ceramics. Thermal treatment introduces transformation from a glass to transparent glass-ceramic (TGC). The coordination sphere around Er³⁺ ions is changed, giving important contribution to the luminescence characteristics. The spectroscopic consequence of this transformation is the increase of luminescence lifetime and the narrowing of spectral lines of Er³⁺. These aspects are presented and discussed in relation to the previously published results [7].

2. Experiment

Multicomponent mixed oxyhalide glasses with the following composition given in wt%: 9PbX₂–63PbO–18B₂O₃–6Al₂O₃–3WO₃–1Er₂O₃ (X = F, Cl, Br) were prepared by mixing and melting appropriate amounts of metal oxides and lead halide of high purity (99.99%, Aldrich Chemical Co.). A homogeneous mixture was heated in a protective atmosphere of dried argon. Mixed reagents were melted at 900 °C. Then, they were quenched and annealed below *T_g* in order to eliminate internal mechanical stresses. NIR luminescence spectra were measured with a Continuum Model Surelite I optical parametric oscillator pumped by a third harmonic of a Nd:YAG laser. Luminescence was dispersed by a 1-meter double grating monochromator and detected with a photomultiplier with S-20 spectral response. Up-conversion luminescence spectra were recorded under excitation by diode laser at 980 nm. Both luminescence and up-conversion spectra were recorded using a Stanford SRS 250 boxcar integrator controlled by a computer. Luminescence decay curves were recorded and stored by a Tektronix TDS 3052 oscilloscope. All measurements were carried out at room temperature. The spectral resolution was equal to 0.1 nm. Luminescence decay curves were detected with accuracy of ±1 μs.

3. Results and discussion

It is interesting to see that glass modification strongly influenced the surroundings of Ln^{3+} ions, bringing about an important contribution to their luminescence characteristics. Substitution of PbO by PbX_2 (X denotes F, Cl or Br) and/or thermal treatment of precursor glasses results in the structural changes of the local environment of Ln^{3+} ions. These phenomena are correlated with the optical changes.

3.1. Influence of PbX_2 content ($X = F, Cl, Br$)

Our preliminary investigations indicate that erbium-doped oxide and oxyhalide lead borate glasses are promising materials for NIR solid-state laser and broadband optical amplifiers [8]. An introduction of lead halide PbX_2 (where $X = F, Cl$ or Br) to the borate glass changes coordination sphere around Er^{3+} . The anion electronegativities ($Br - 2.8, Cl - 3.0, F - 4.0$) and ionic-type bond character increase in $Br \rightarrow Cl \rightarrow F$ direction, which results in reduction of spectral linewidth and the increase of luminescence lifetime for Ln^{3+} ions. Figure 1 presents NIR luminescence spectra at $1.5 \mu m$ due to the main ${}^4I_{13/2} - {}^4I_{15/2}$ laser transition of Er^{3+} ions in oxide and oxyhalide lead borate glasses. Figure 2 shows luminescence decay curves from the ${}^4I_{13/2}$ state of Er^{3+} ions. Spectroscopic parameters for Er^{3+} ions strongly depend on PbX_2 content. The unusual large spectral linewidth ($\Delta\lambda = 100.5 \text{ nm}$) for the ${}^4I_{13/2} - {}^4I_{15/2}$ transition of Er^{3+} in the glass sample without PbX_2 is useful for potential broadband optical applications. The linewidths for glass samples with PbX_2 are close to 52.5 nm ($X = F$), 60 nm ($X = Cl$) and 80 nm ($X = Br$). Their values are reduced in $Br \rightarrow Cl \rightarrow F$ direction. They are considerably smaller than that obtained for glass sample without

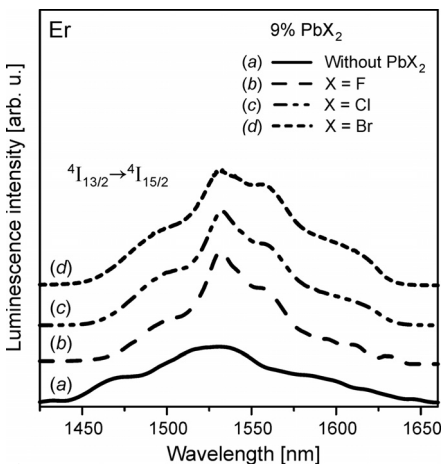


Fig. 1. NIR luminescence spectra for Er^{3+} ions in lead borate glasses without and with PbX_2 ($X = F, Cl, Br$).

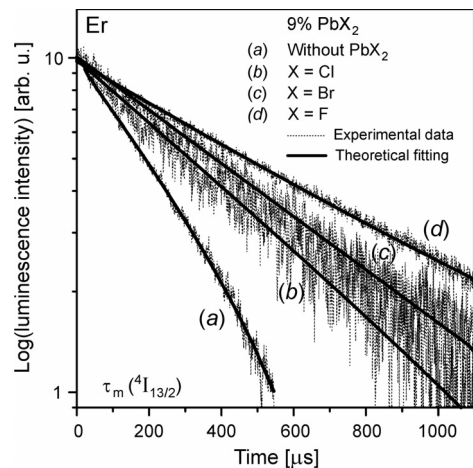


Fig. 2. Luminescence decay curves for Er^{3+} ions in lead borate glasses without and with PbX_2 ($X = F, Cl, Br$).

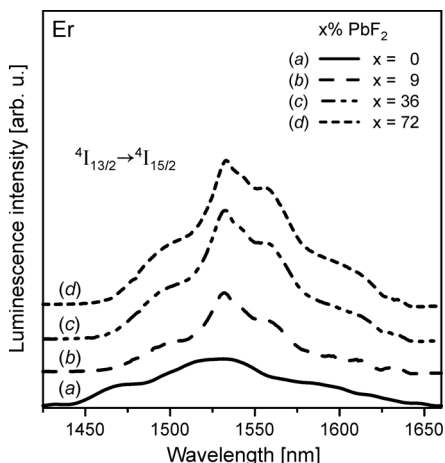


Fig. 3. NIR luminescence spectra for Er^{3+} ions in lead borate glasses without and with PbF_2 .

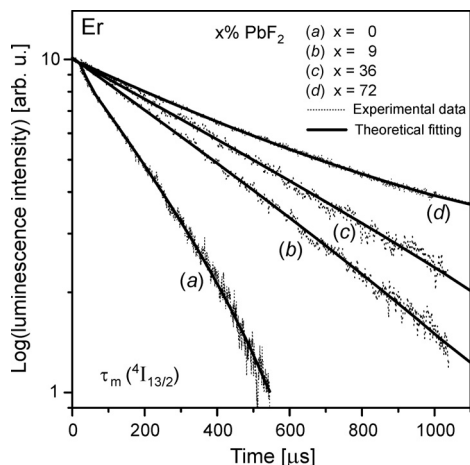


Fig. 4. Luminescence decay curves for Er^{3+} ions in lead borate glasses without and with PbF_2 .

PbX_2 . This indicates that part of X ions ($X = \text{F}, \text{Cl}$ or Br) is successfully bridged with Er^{3+} .

On the other hand, the luminescence decay analysis indicates that the ${}^4I_{13/2}$ lifetime of Er^{3+} ions increases in the glass samples where PbO was partially replaced by PbX_2 . The relatively long lifetime of the upper ${}^4I_{13/2}$ state of Er^{3+} is demanded for solid-state laser active media and optical amplifiers (EDFA). The ${}^4I_{13/2}$ lifetimes for glass samples with PbX_2 are close to $610 \mu\text{s}$ ($X = \text{F}$), $500 \mu\text{s}$ ($X = \text{Cl}$) and $555 \mu\text{s}$ ($X = \text{Br}$). The luminescence decays are longer in comparison with the one obtained for the oxide sample ($\tau_m = 400 \mu\text{s}$). The highest value of τ_m was obtained for sample with PbF_2 . This is in good agreement with the results of lead halotellurite glasses doped with Er^{3+} [6]. Further substitution of PbO by PbF_2 in borate glass enhanced significantly luminescence intensities (Fig. 3) and lifetimes (Fig. 4) of Er^{3+} . The total replacement of PbO by PbF_2 results in a two-fold increase of the ${}^4I_{13/2}$ lifetime of Er^{3+} ions from $400 \mu\text{s}$ to $820 \mu\text{s}$, which is advantageous from the optical point of view [9].

3.2. Influence of thermal treatment

The influence of thermal treatment on the optical properties of Er^{3+} ions in oxyfluoride lead borate glass was analyzed in detail [10]. During temperature-controlled crystallization, crystalline domains embedded in the glass matrix are formed. These new advanced materials with their general properties between crystals and glasses [11] are known in the literature as transparent glass-ceramics (TGC). Transformation from glasses to glass-ceramics causes changes in spectroscopic properties of Ln^{3+} . Spectral lines are more intense and narrowed. Luminescence decays from excited states of Ln^{3+} ions in glass-ceramics are relatively longer in comparison to precursor glasses. This behavior can be explained by changes in the environment around Ln^{3+} ions.

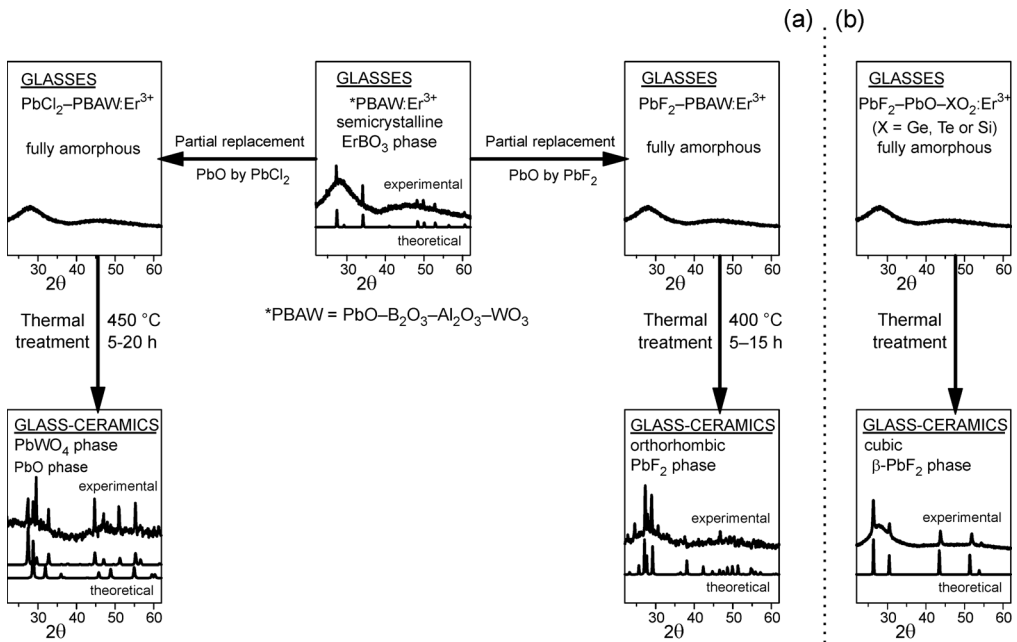


Fig. 5. Thermal treatment of precursor glasses.

The structural changes for borate glasses with PbX_2 ($X = F$ or Cl) induced by thermal treatment and evidenced using X-ray diffraction are well illustrated in Fig. 5. It is interesting to see that the Ln^{3+} -doped oxide lead borate glasses in the $PbO-B_2O_3-Al_2O_3-WO_3$ system, referred to as PBAW, are fully amorphous, except for Er^{3+} . Lead borate glasses singly doped with Er^{3+} or doubly doped with Er^{3+} and Yb^{3+} are semi-crystalline systems with the presence of $ErBO_3$ phase. The fully amorphous lead borate glasses doped with Er^{3+} are possible to obtain in the case of replacement PbO by PbX_2 ($X = F, Cl$). Thermal treatment introduces the transformation from glass to glass-ceramic material. The X-ray diffraction analysis indicates that the orthorhombic PbF_2 crystals are formed during controlled crystallization of precursor lead borate glass (Fig. 5, part a), in contrast to the other oxyfluoride systems (Fig. 5, part b) containing cubic β - PbF_2 phase [12, 13]. Quite a different situation is observed for glasses with $PbCl_2$ after annealing. The preliminary results suggest larger tendency to crystallize lead tungstate than lead chloride in the lead borate glasses, which are promising in the formation of $PbXO_4$ ($X = W, Mo$) crystalline phases such as $PbMoO_4$ crystals in the $B_2O_3-PbO-MoO_2$ system [14].

Near-infrared luminescence and up-conversion spectra for Er^{3+} ions in glasses with PbX_2 ($X = F, Cl$) before and after annealing were examined. Figure 6 presents NIR luminescence spectra at $1.5 \mu m$ measured for oxyfluoride and oxychloride glasses and glass-ceramics, which correspond to the main ${}^4I_{13/2}-{}^4I_{15/2}$ laser transition of Er^{3+} . The luminescence bands are more intense and narrowed for glass-ceramics than precursor glasses, which suggests that local structure around optically active ions was

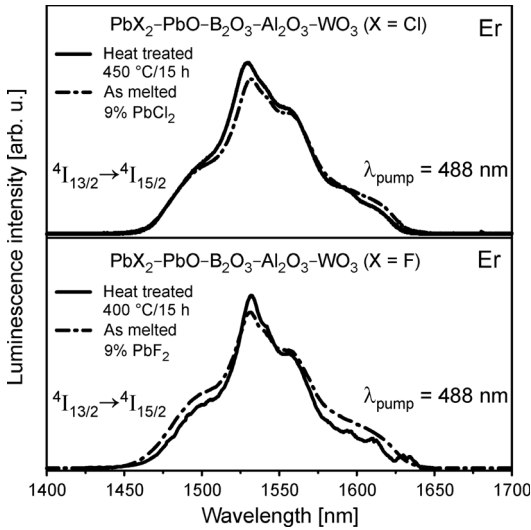


Fig. 6. NIR luminescence spectra for Er^{3+} ions in oxyhalide lead borate glasses before and after thermal treatment.

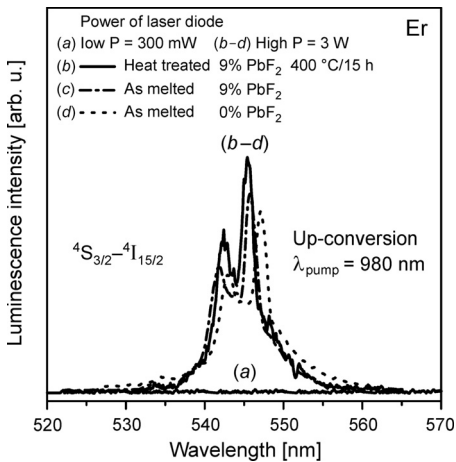


Fig. 7. Green up-conversion spectra for Er^{3+} ions in oxyfluoride lead borate glasses before and after thermal treatment.

changed and part of Er^{3+} ions are incorporated into crystalline phase. The luminescence decay analysis for oxyfluoride samples indicates that the ${}^4I_{13/2}$ lifetime of Er^{3+} ions is slightly changed from 610 μs (glass) to 670 μs (glass-ceramic). This suggests that small amount of Er^{3+} ions is incorporated into the orthorhombic PbF_2 crystals. The similar phenomena were observed for Er^{3+} ions in borate glass with PbCl_2 before and after annealing.

The green up-conversion luminescence of Er^{3+} ions in oxyfluoride lead borate glasses and transparent glass-ceramics was registered under excitation with laser diode at 980 nm (Fig. 7). There were no up-conversion spectra observed for samples with PbCl_2 . The luminescence band at about 545 nm corresponds to ${}^4S_{3/2}-{}^4I_{15/2}$ transition of Er^{3+} ions. In comparison with the precursor glass the luminescence intensity is considerably higher, whereas the luminescence linewidth slightly decreases in

the oxyfluoride TGC systems under study. This indicates that part of the trivalent erbium is incorporated into PbF_2 crystalline phase.

Two dominant 2-photon mechanisms are involved in the up-conversion process [15], namely the excited state absorption (ESA) and energy transfer up-conversion (ETU). The $^4I_{11/2}$ level is directly excited by 980 nm line. In the ESA process, the Er^{3+} ions ($^4I_{11/2}$ state) absorb photons and then are excited to $^4F_{7/2}$ state. In the ETU process, two excited Er^{3+} ions ($^4I_{11/2}$ state) interact with each other. One of them is de-excited to $^4I_{15/2}$ ground state, whereas the other is promoted to $^4F_{7/2}$ state. Both ESA and ETU processes populate the $^4F_{7/2}$ state, which transfers energy nonradiatively very fast to $^4S_{3/2}$ state of Er^{3+} . Finally, the green up-conversion luminescence due to $^4S_{3/2} - ^4I_{15/2}$ transition of Er^{3+} ions has been observed.

In our case, the conversion of near-infrared radiation into visible (green) light is observed only in the high limit of laser power. The relatively high power of excitation source was used to register the luminescence spectrum, due to low efficiency of up-conversion process. In the low power limit of diode laser, the up-conversion process was not observed for Er-doped lead borate glasses, in contrast to glass samples doubly doped with Yb^{3+} and Er^{3+} ions [16, 17].

4. Conclusions

An introduction of PbX_2 ($X = F, Cl$ or Br) to the borate glass changes coordination sphere around Er^{3+} ions. It results in the reduction of spectral linewidth for the $^4I_{13/2} - ^4I_{15/2}$ transition in $Br \rightarrow Cl \rightarrow F$ direction and the increase of luminescence lifetime for the $^4I_{13/2}$ state of Er^{3+} . The $^4I_{13/2}$ lifetime is longer for glass sample with PbF_2 than $PbCl_2$ and $PbBr_2$, which suggests that the F ions might have a special effect on luminescence lifetime among the halides.

Thermal treatment introduces transformation from glasses to transparent glass-ceramics. The spectroscopic consequence of this transformation is the narrowing of spectral lines and the elongation of luminescence lifetimes of Er^{3+} .

Acknowledgment – The Ministry of Science and Higher Education supported this work under the research project N N507 3617 33.

References

- [1] GRESSLER C.A., SHELBY J.E., *Lead fluoroborate glasses*, Journal of Applied Physics **64**(9), 1988, pp. 4450–4453.
- [2] GRESSLER C.A., SHELBY J.E., *Properties and structure of PbO - PbF_2 - B_2O_3 glasses*, Journal of Applied Physics **66**(3), 1989, pp. 1127–1131.
- [3] TAWANSI A., GOHAR I.A., HOLLAND D., EL-SHISHTAWI N.A., *Some physical properties of lead borate glasses. I. Influences of heat treatment and PbO content*, Journal of Physics D: Applied Physics **21**(4), 1988, pp. 607–613.
- [4] TAWANSI A., AHMED E., EL-SHISHTAWI N.A., *Some physical properties of lead borate glasses. II. A compensation model for the transition region*, Journal of Physics D: Applied Physics **21**(4), 1988, pp. 614–617.

- [5] HAGER I.Z., *Optical properties of lithium barium haloborate glasses*, Journal of Physics and Chemistry of Solids **70**(1), 2009, pp. 210–217.
- [6] YONG DING, SHIBIN JIANG, BOR-CHYUAN HWANG, TAO LUO, NASSER PEYGHAMBARIAN, YUSUKE HIMEL, TOMOKO ITO, YOSHINARI MIURA, *Spectral properties of erbium-doped lead halotellurite glasses for 1.5 μm broadband amplification*, Optical Materials **15**(2), 2000, pp. 123–130.
- [7] PISARSKA J., RYBA-ROMANOWSKI W., DOMINIAK-DZIK G., GORYCZKA T., PISARSKI W.A., *Near-infrared luminescence of rare earth ions in oxyfluoride lead borate glasses and transparent glass-ceramic materials*, Optica Applicata **38**(1), 2008, pp. 211–216.
- [8] PISARSKI W.A., PISARSKA J., LISIECKI R., GROBELNY Ł., DOMINIAK-DZIK G., RYBA-ROMANOWSKI W., *Erbium-doped oxide and oxyhalide lead borate glasses for near-infrared broadband optical amplifiers*, Chemical Physics Letters **472**(4–6), 2009, pp. 217–219.
- [9] PISARSKI W.A., DOMINIAK-DZIK G., RYBA-ROMANOWSKI W., PISARSKA J., *Role of PbO substitution by PbF₂ on structural behavior and luminescence of rare earth-doped lead borate glass*, Journal of Alloys and Compounds **451**(1–2), 2008, pp. 220–222.
- [10] PISARSKI W.A., GORYCZKA T., PISARSKA J., DOMINIAK-DZIK G., RYBA-ROMANOWSKI W., *Effect of heat treatment on Er³⁺ containing multicomponent oxyfluoride lead borate glass system*, Journal of Non-Crystalline Solids **354**(2–9), 2008, pp. 492–496.
- [11] MORTIER M., *Between glass and crystal: glass-ceramics, a new way for optical materials*, Philosophical Magazine B **82**(6), 2002, pp. 745–753.
- [12] RYBA-ROMANOWSKI W., DOMINIAK-DZIK G., SOLARZ P., KLIMESZ B., ŹELECHOWER M., *Effect of thermal treatment on luminescence and VUV-to-visible conversion in oxyfluoride glass singly doped with praseodymium and thulium*, Journal of Non-Crystalline Solids **345–346**, 2004, pp. 391–395.
- [13] KLIMESZ B., DOMINIAK-DZIK G., SOLARZ P., ŹELECHOWER M., RYBA-ROMANOWSKI W., *Pr³⁺ and Tm³⁺ containing transparent glass ceramics in the GeO₂–PbO–PbF₂–LnF₃ system*, Journal of Alloys and Compounds **382**(1–2), 2004, pp. 292–299.
- [14] KASHCHIEVA E.P., IVANOVA V.D., JIVOV B.T., DIMITRIEV Y.B., *Nanostructured borate glass ceramics containing PbMoO₄*, Physics and Chemistry of Glasses **41**(6), 2000, pp. 355–357.
- [15] AUZEL F., *Upconversion and anti-Stokes processes with f and d ions in solids*, Chemical Reviews **104**(1), 2004, pp. 139–174.
- [16] ZHENGANG SHANG, GUOZHONG REN, QIBIN YANG, CHANGFU XU, YUNXIN LIU, YONG ZHANG, QUN WU, *Spectroscopic properties of Er³⁺-doped and Er³⁺/Yb³⁺-codoped PbF₂–MOx (M = Te, Ge, B) oxyfluoride glasses*, Journal of Alloys and Compounds **460**(1–2), 2008, pp. 539–543.
- [17] PISARSKA J., RYBA-ROMANOWSKI W., DOMINIAK-DZIK G., GORYCZKA T., PISARSKI W.A., *Energy transfer from Yb to X (X = Tm, Er) in lead borate glasses*, Optica Applicata **35**(4), 2005, pp. 837–842.

*Received November 12, 2009
in revised form March 23, 2010*